



13-day

13-day

Duur	Moeilijkheidsgraad	Ondersteunend voertuig
13 días	Normaal-Moeilijk	Nee
Taal	Gids	
en	Si	

Join us for this 13-day tour of the South to North Islands of New Zealand which gives you a close-up view of beautiful scenery ranging from rolling pastures to white sandy beaches to rugged mountains. You will experience riding through old growth sub-tropical forests, along sweeping coastal roads, through rugged hill country, and lush pasture lands, while enjoying gentle sweeping corners mixed with twisty back roads.

Picking up your bike and leaving the modern city of Christchurch you will ride through the amazing mountains of the Sth. Island before crossing by ferry to the Nth. Island before riding the coasts and back roads of this riders paradise.

The roads in NZ are in good condition, with light traffic out of the cities. Other than road repairs you will not be required to ride on any unsealed roads.

This tour is approx. 3,762 km (2,239 mi.)

This tour is suitable for Intermediate or Advanced riders. Note: NZ drivers drive on the left-hand side of the road.

This amazing tour highlights some of the best that the Nth. Island has to offer. This exciting tour includes accommodation ranging from modest cabins to deluxe quality hotels and "farm stays".

Tour Highlights:


Access to a Maori Hangi,
A visit to Hobbiton,
A visit to a Kiwi preserve,

Enjoy thermal hot pools,
Glow worm caves,

Use your own motorcycle or rent a motorcycle, which is licensed, safety inspected and verified by the NZ government. A valid Passport along with appropriate travel documents / approval is required for entry into New Zealand. A current Drivers License from your country of residence is required for motorcycle rental.







1 - Christchurch International Airport - Christchurch - 40

Day # 1. After arriving at the Christchurch International Airport, you'll be met at the airport and shuttled to your hotel to check in and then to pick up your bike. Today is set aside to allow you to settle in and rest up before the adventure begins tomorrow. Visit some of the city sights. The day will include a safety meeting to review road rules and safety requirements, and a "Get to know you" dinner.




2 - Christchurch - Queenstown - 542

Day # 2. 522 km / 322 mi route (Approx. 9:30 hrs.) After breakfast, head out on a longer day for some easy riding through NZ's open range country towards Mount Cook. Stop to view NZ's highest peak, before continuing on to the country's adventure capital; Queenstown. This is your destination for the day. Enjoy a relaxing dinner to wrap up the day.



3 - Queenstown - Queenstown - 145

Day # 3—Rest Day. 0 km / 0 mi route (Approx. 0 hrs. riding) Today is a treat for all adventure junkies, a jet boat ride and an optional relaxing ride along side a large lake before a gondola ride to dinner overlooking beautiful Queenstown.



4 - Queenstown - Hokitika - 494

Day # 4. 495 km / 295 mi route (Approx. 8:45 hrs.) If you love waterfall's, wild bush, misty mountains, rugged lake shores and easy sweepers then today is your day. The road will take you alongside lakes, rivers, and great photo opportunities. Also, another great GoPro day. Lunch at a quaint country pub/hotel before some amazing cornering that will bring you to your stop for the night.



5 - Hokitika - Nelson - 416

Day # 5. 420 km / 250 mi route (Approx. 8:0 hrs.) Today's ride takes you along the Sth. Island's world famous coastal highway, sweeping through fantastic corners, riding past rocky outcrops and sandy beaches. Mix this with some fantastic stops for one of a kind scenery, and you have a ride location that is amazing.



6 - Nelson - Wellington - 136

Day # 6 140 km / 85 mi route (Approx. 5:0 hrs.) Picturesque seascapes, windy roads, native bush, changing elevations & numerous photo stops make up the highlights of today's ride. This is a GoPro day. (Make sure your GoPro is ready with plenty of back up batteries) Stopping at any one of the many small local restaurants to sample fresh seafood, along with some ziplining makes this a fun day. A ferry crossing to the Nth. Island ends your day.



7 - Wellington - Nūhaka - 480

Day # 7. 480 km / 285 mi route (Approx. 8:30 hrs.) Leaving NZ's Capital City, you head north through rugged ranges, and rich farm land towards NZ's wine country and art deco center. Stopping along the way for photos and sight seeing before arriving at your stop for the night at a working Sheep Station. NZ's version of a ranch.



8 - Nūhaka - Rotorua - 350

Day # 8 350 km / 208 mi route (Approx. 8:30 hrs.) Today takes you through bush covered hills leading you to some great gorge riding. Fantastic cornering with great scenery makes this this is a GoPro day. (Make sure your GoPro is ready with plenty of back up batteries) The road leads to the Geo-thermal center of the Nth. Island to your overnight stay in an authentic Maori village surrounded by active geysers & mud pools.




9 - Rotorua - Cambridge - 196

Day # 9. 195 km / 120 mi route (Approx. 7:45 hrs.) Today's easier riding takes you through rolling country, past manicured farms, and around gentle corners, as you cruise through the central part of the Nth. Isl. A stop to walk through Hobbiton gives you a change of pace, before arriving at your stop for the day.



10 - Cambridge - Cambridge - 218

Day # 10. 220 km / 130 mi route (Approx. 7:30 hrs.) A short loop to enjoy some easy riding combined with visits to 2 of NZ's major attractions. A chance to float through their world famous Glow Worm caves and a stop to walk through a bird sanctuary, getting up close to native birds & animals make this a relaxing day.



11 - Cambridge - Orewa - 450

Day # 11. 450 km / 270 mi route (Approx. 8.0 hrs.) The rugged coast calls your name as you head north through some amazing gorges, along white sandy beaches, and over bush clad ranges. A short ride through NZ's largest city brings you to your stop for the night in beach side accommodation. Have your GoPro ready.

12 - Orewa - Auckland - 296

Day # 12. 265 km / 175 mi route (Approx. 7:45 hrs.) A last day on the bike takes you further north, before swinging across the narrow island and heading back towards NZ's largest city. Relaxing cruising along well maintained back



roads is a fitting end to this fantastic tour. After dropping your bike off, and catching the shuttle to your hotel for the night; the fun begins as you start to pack for the trip home. A farewell dinner wraps up the day.



13 - Auckland - Auckland Airport - 0

Day # 13. 0 km / 0 mi route (Approx. 0 hrs.) Your last day in NZ begins with a relaxing breakfast, and a short shuttle ride, to the airport. This shuttle ride is filled with talk about the adventure you've just had and the fun experienced. Time to start planning your next Pohutukawa Motorcycle Tours tour. If you want to stay on for additional nights that can be arranged.



Tiger 800 XRX
+ \$390.00



DR 650
+ \$0.00



DL 650 V Strom
+ \$0.00

Data en prijzen

Included



Gids



Ontbijt



Diner



Veerdiensten



Hotel



Plaatselijke belastingen



Kaarten & Road Book



Motorverhuur



Motor terugbrengen naar de oorsprong



Toegangsprijzen nationale parken



Alcoholvrije dranken
Water - Koffie



Transfer

Not included



Ondersteunend voertuig



Alcoholische dranken



Basisverzekering



Borg

Enduro

Uitrusting voor extreem



beschermingsuitrusting



Vluchten



Monteur



Parkeergelegenheid



Foto - Video Souvenir



Foaien



koude omstandigheden



Lunch



Snacks onderweg



Benzine & Olie



Reservemotor



Visa

Overige Informatie

Vroege annuleringskosten

Belangrijke mededeling bij annulering:

Vliegtickets, toeslagen en optionele diensten die zijn afgenomen voor deze reis, ongeacht het basisprogramma, vallen onder 100% annuleringskosten bij vroegtijdige annulering.